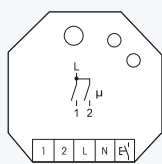


Wireless Actuator – Time Relay for Card Switch or Smoke Alarm FZK61NP

Eltako
ELECTRONICS

FZK61NP-230V



1+1 NO contacts not potential free 10A/250V AC, incandescent lamps 2000 watts. Only 0.8 watt standby loss. Off-delay and response lag are adjustable for one contact. Encrypted wireless, bidirectional wireless and repeater function are switchable.

For installation. 45mm long, 45mm wide, 33mm deep.

Supply voltage and switching voltage 230V.

This wireless actuator features state-of-the-art hybrid technology that we developed: we combined the wear-free receiver and evaluation electronics and two bistable relays with zero passage switching.

By using a bistable relay coil power loss and heating is avoided even in the on mode. After installation, wait for short automatic synchronisation before the switched consumer is connected to the mains.

Maximum current as the sum of both contacts 16A at 230V.

Starting in production week 11/14, you can teach in encrypted sensors. You can switch on **bidirectional wireless** and/or a **repeater** function.

Every status change and incoming central control telegrams are confirmed by a wireless telegram. This wireless telegram can be taught-in in other actuators, in the GFVS software and in universal displays

The upper rotary switch AV is required for teach-in. Then set here the response lag time AV between 0 and 180 seconds for Contact L-2.

Use **the bottom rotary switch RV** to set the time delay time RV between 0 and 180 seconds for Contact L-2.

The AV and RV times permit the simple control of air conditioning systems with the wireless card switch FKF.

The response lag AV starts as soon as the hotel card/key card is inserted in the wireless card switch FKF and the time delay RV starts after the card is removed.

In addition to the wireless card switch FKF, wireless window/door contacts FTK, window handle sensors FFG7B-rw and motion/brightness sensor FBH can also be taught in.

Opening a monitored window also starts the RV time. When the RV time expires, Contact L-2 opens. Closing all monitored windows starts the AV time. When the AV time expires, Contact L-2 closes.

Contact L-1 is provided for light switching and always switches immediately without AV/RV. To increase the switching capacity for one channel, outputs 1 and 2 can be bridged, provided no air conditioning control is required. Then AV and RV must be set to 0.

If motion detectors are taught-in, both channels switch on immediately in motion, unless the hotel card is inserted. If no movement has been detected for 15 minutes, both channels are switched off, even if the hotel card is inserted.

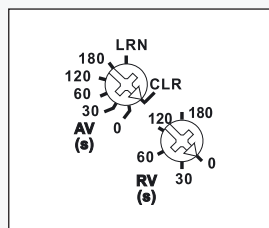
Several wireless smoke alarms FRW-ws are logically linked with this switch actuator time relay so that the RV time only starts after all FRW-ws devices have signalled alarm end.

Card switches and smoke alarms can not be operated together with an FZK device.

The LED performs during the teach-in process according to the operation manual.

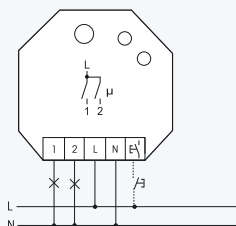
It shows wireless control commands by short flickering during operation.

Function rotary switches



Standard setting ex works.

Typical connection



Technical data page T-3.

FZK61NP-230V

Wireless actuator
Time relay for card switch

EAN 4010312304273

81,10 €/pc.

Recommended retail prices excluding VAT.