



FBH65S-wg

Wireless motion/brightness sensor

Wireless motion/brightness sensor pure white glossy for surface mounting 84x84x39 mm or mounting into the E-design switching system. Power supply with the integrated solar cell or a 12V DC power supply unit or with batteries (lifetime 3 years). Smart Home sensor.

In the as-delivered condition, the energy storage is empty and needs to be charged before use. Either via the red/black 12V DC power cable for about 3 minutes or via the solar cell in broad daylight for about 10 hours or by inserting two pieces AAA batteries (not included in delivery) for about 10 minutes.

In normal operation, the power supply is either through the cable with a 12V DC power supply unit FSNT61-12V/6W in a flush-mounted box under the sensor or with AAA batteries, supported by the solar cell, or only with the solar cell under normal ambient light, in a daily average of at least 200 lux. If only the solar cell is available, the energy storage must first be charged for several days with daylight.

If the connecting cable is not needed, it can be cut off. This means the sensor requires no installation depth behind the mounting plate. It can be screwed to any flat surface.

The complete module can be removed from the frame for screw mounting.

We recommend stainless-steel countersunk screws 2.9x25 mm, DIN 7982 C, for screw connections. Both with rawl plugs 5x25 mm and with 55 mm switch boxes. Set of 2 stainless-steel countersunk screws 2.9x25 mm and plugs 5x25 mm are enclosed.

To teach-in an actuator in teach-in mode, hold the supplied blue magnet or any other available magnet below the point on the side panel of the sensor marked by ■. This sends a teach-in telegram.

A red LED behind the Fresnel lens confirms transmitting of the teach-in telegram by flashing briefly.

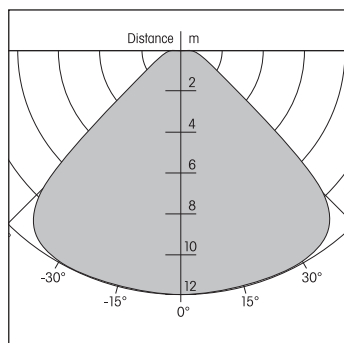
The sensor measures from 0 to 2000 lux and transmits a message to the Eltako wireless network every 100 seconds if the brightness changes by min 10 lux.

If the sensor detects motion, it sends a signal twice immediately. The switch-off signal is sent after the off delay which has a fixed setting of 1 minute. If there is no change, a status message is sent every 20 minutes.

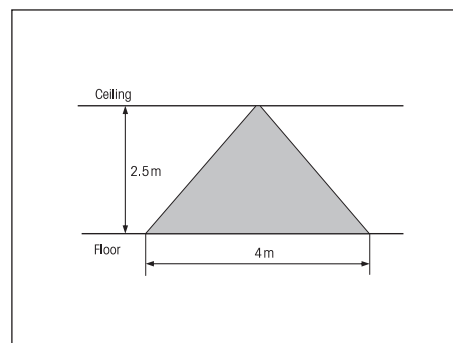
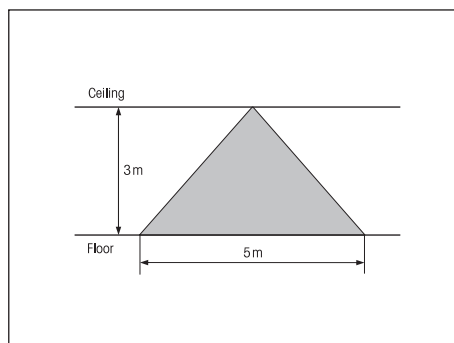
When teaching-in in actuators, the switching threshold is defined for switching the light on/off depending on the brightness.

If a FBH65S detects motion, then the device is switched on and only when all the FBH65S taught-in in an actuator fail to detect motion for one minute, the actuator return delay starts if this was previously set.

Wall mounting



Ceiling mounting



The wireless sensor can be taught-in into the following actuators and the Wireless Building Visualization and Control Software: F4HK14, FGM, FHK14, FHK61, FLC61, FSG14, FSG71, FSR14, FSR61, FSR71, FTN14, FTN61, FUD14, FUD61, FUD71, FZK14, FZK61

FBH65S-wg

Motion/brightness sensor, pure white glossy

EAN 4010312315781

133,30 €/pc.